

Main Street

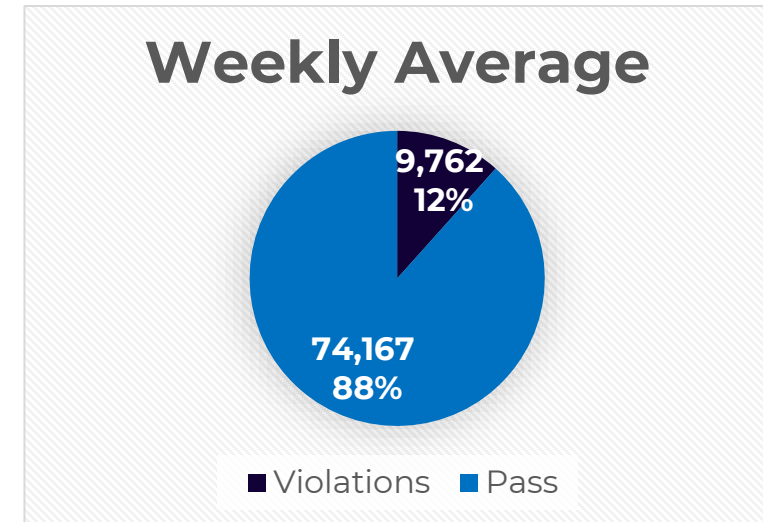


Speed Study – 5 Days | 8/4-8/8

	Speed (mph)
Speed Limit	30
Violation Limit	10

	Monday	Tuesday	Wednesday	Thursday	Friday
Vehicle Count	16,310	16,691	16,273	16,096	18,568
Violations	2,002	1,970	1,687	2,656	1,447
% of Violators	12%	12%	10%	17%	7%

Weekly Total	
Vehicle Count	83,938
Violations	9,762
Daily Average	1,952



Maple Ave.

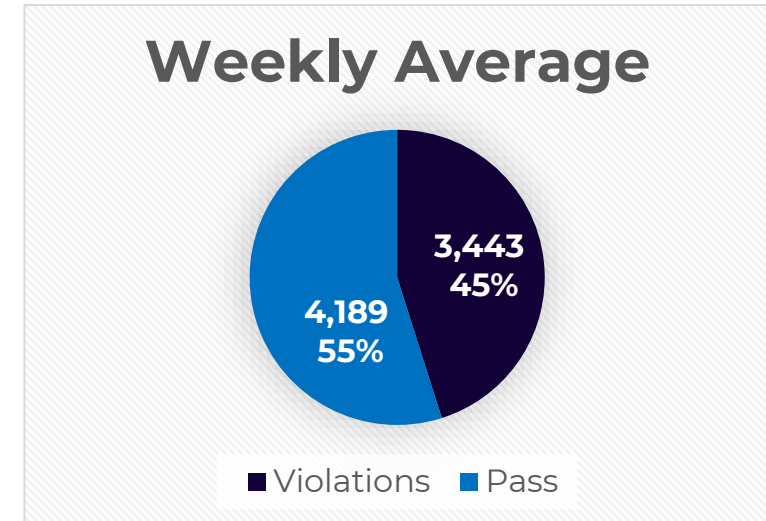


Speed Study – 5 Days | 8/4-8/8

	Speed (mph)
Speed Limit	25
Violation Limit	10

	Monday	Tuesday	Wednesday	Thursday	Friday
Vehicle Count	1,773	1,404	1,359	1,657	1,439
Violations	664	536	580	823	840
% of Violators	37%	38%	43%	50%	58%

Weekly Total	
Vehicle Count	7,632
Violations	3,443
Daily Average	689



Maiden Lane

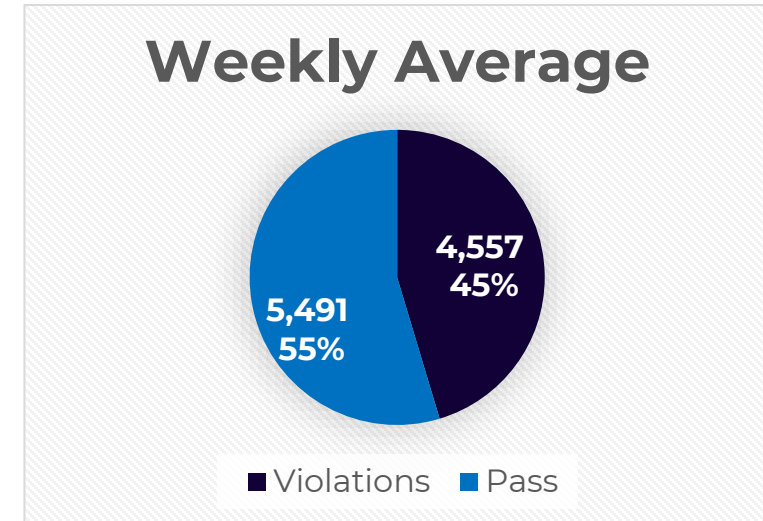


Speed Study – 5 Days | 8/4-8/8

	Speed (mph)
Speed Limit	25
Violation Limit	10

	Monday	Tuesday	Wednesday	Thursday	Friday
Vehicle Count	2,046	1,950	1,927	2,217	1,908
Violations	1,001	943	727	946	940
% of Violators	44%	48%	38%	43%	49%

Weekly Total	
Vehicle Count	10,048
Violations	4,557
Daily Average	911



Pent Road

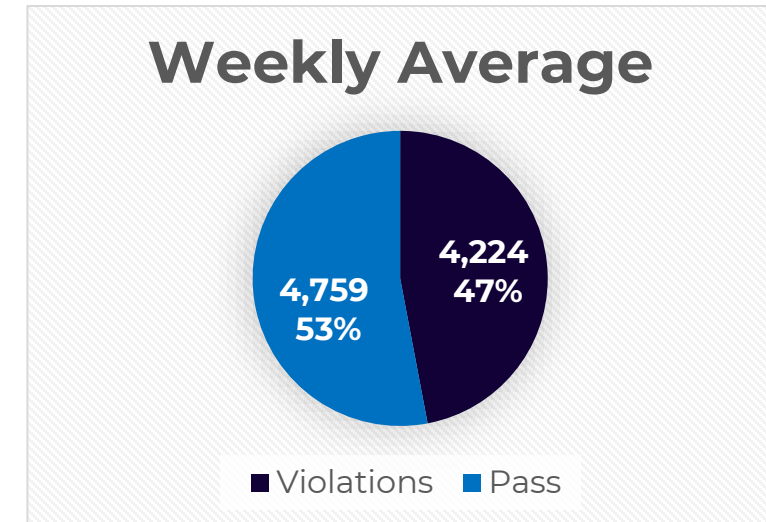


Speed Study – 5 Days | 8/4-8/8

	Speed (mph)
Speed Limit	30
Violation Limit	10

	Monday	Tuesday	Wednesday	Thursday	Friday
Vehicle Count	1,684	1,718	1,859	1,879	1,843
Violations	815	812	882	855	860
% of Violators	48%	47%	47%	46%	47%

Weekly Total	
Vehicle Count	8,983
Violations	4,224
Daily Average	845



Guilford Road

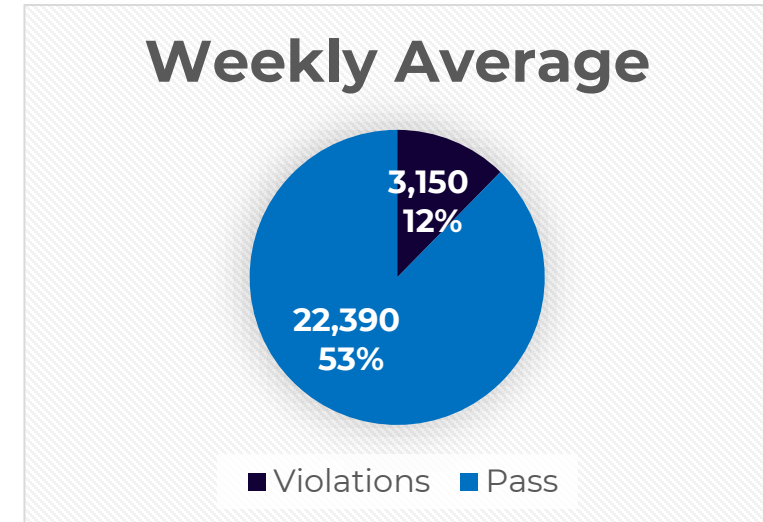


Speed Study – 5 Days | 8/4-8/8

	Speed (mph)
Speed Limit	45
Violation Limit	10

	Monday	Tuesday	Wednesday	Thursday	Friday
Vehicle Count	4,837	4,983	5,189	5,401	5,130
Violations	496	624	627	730	673
% of Violators	10%	13%	12%	14%	13%

Weekly Total	
Vehicle Count	25,540
Violations	3,150
Daily Average	630



Madison Road



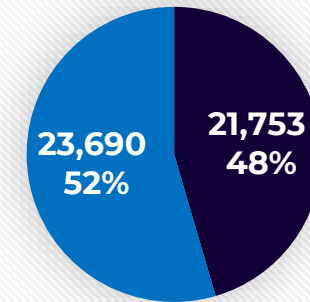
Speed Study – 5 Days | 8/4-8/8

	Speed (mph)
Speed Limit	45
Violation Limit	10

	Monday	Tuesday	Wednesday	Thursday	Friday
Vehicle Count	7,326	8,720	8,780	9,806	10,811
Violations	4,294	3,924	4,090	4,372	5,073
% of Violators	46%	45%	47%	45%	47%

Weekly Total	
Vehicle Count	45,443
Violations	21,753
Daily Average	4,351

Weekly Average



■ Violations ■ Pass

Wallingford Road

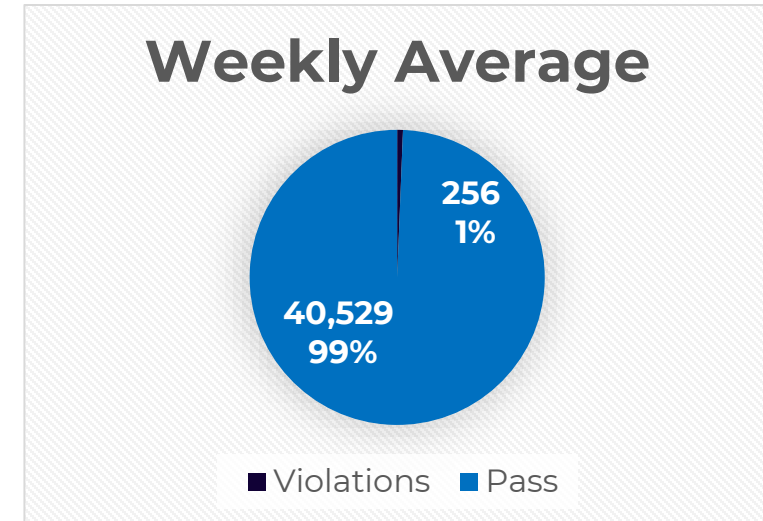


Speed Study – 5 Days | 8/4-8/8

	Speed (mph)
Speed Limit	45
Violation Limit	10

	Monday	Tuesday	Wednesday	Thursday	Friday
Vehicle Count	7,340	7,942	8,052	8,726	8,725
Violations	53	69	50	40	44
% of Violators	1%	1%	1%	1%	1%

Weekly Total	
Vehicle Count	40,785
Violations	256
Daily Average	51



New Haven Road

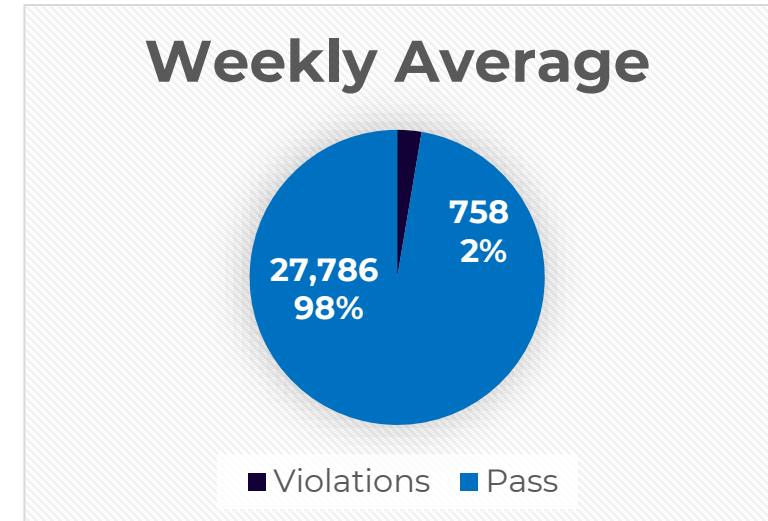


Speed Study | 8/4-8/8

	Speed (mph)
Speed Limit	45
Violation Limit	10

	Monday	Tuesday	Wednesday	Thursday	Friday
Vehicle Count	5,858	5,532	5,661	5,832	5,661
Violations	110	137	159	172	180
% of Violators	2%	2%	2%	2%	3%

Weekly Total	
Vehicle Count	28,544
Violations	758
Daily Average	152



Reckless Driving



Street	Speed Limit	Vehicles 20MPH+ Over	Highest Speed
Main	30 MPH	385	79.2 MPH
Maple	25 MPH	501	69.3 MPH
Maiden	30 MPH	477	64.3 MPH
Pent	30 MPH	3,424	66.5 MPH
Guilford	45 MPH	144	74.2 MPH
Madison	45 MPH	13,861	77.8 MPH
New Haven	45 MPH	26	71.5 MPH