


City of Easley,

South Carolina



DRAFT

2026-2027

ANNUAL BUDGET

**Lisa Talbert**  
Mayor

**Tom O'Shields**  
Council Member (Ward 1)

**April Searcy**  
Council Member (Ward 2)

**Donna Rainey**  
Council Member (Ward 3)

**Chris Clark**  
Council Member (Ward 4)

**Justin Alexander**  
Council Member (Ward 5)

**Bob Fedder**  
Council Member (Ward 6)

**Tom Couch**  
City Administrator

**Ralph Herden**  
Finance Director



## Table of Contents

Budget Message Cover Page .....	4
Budget Message .....	5
Revenue Projections .....	6
City Improvements & Capital Items List .....	7-8
Budget Themes & Goals .....	8-10
Important Topics .....	10
Gratitude .....	10
Annual Budget Ordinance Cover Page .....	11
Annual Budget Ordinance .....	12-14
Budget Comparison (FY24-25 to FY25-26) .....	15
Attachments .....	16-20
Annual Budget Line Items .....	21

ANNUAL BUDGET MESSAGE & SUMMARY  
CITY ADMINISTRATOR'S

2026-2027



DRAFT

City Administrator

Tom Couch



Respectively,

On behalf of Mayor Talbert, I am happy to present a balanced budget for the fiscal year starting July 1, 2026, and ending June 30, 2027. This budget will serve as the spending plan for the City of Fasley after its adoption by the Mayor and City Council.

To continue to enhance retention and make progress toward the Classification and Compensation Study conducted in 2023 for the City's workforce, our financial plan includes Cost of Living Adjustments (COLA's) of 4% for employees making \$50,000 or less and 3% for those making more than \$50,000 which will assist employees in dealing with inflation. This budget also covers a 9.5% increase in the cost of employee health plans.

Our city is growing, and this financial plan introduces several positions to support that growth. The budget continues the field expansion at J. Reed Owens to accommodate the high demand the public places on our facilities. It extends Fire and Police Impact Fee funds for fire utility vehicles, to grade the site for a new fire station and to create a new, larger evidence storage area for the police. It also includes the purchase of a new dump truck to assist with road repair and traffic data collection devices to analyze traffic flow.

In conclusion, the FY 26-27 budget focuses on providing services and facilities to support city growth, while enhancing employee pay and encouraging retention.

Budget Message

Budget Message and Summary

FY 2026-2027



**Revenue Growth.** The City of Easley is expected to experience modest growth in revenue during FY26/27. The increase is expected primarily from property taxes and licenses/permits. General fund revenue is projected to be \$25,790,000.

The projected revenue for all other funds is \$14,316,267, bringing the total budget to \$40,106,267. There are no proposals to issue any bonds. This budget makes strategic use of general fund revenues, along with hospitality fund reserves/fund balance to pay for additional employees and needed capital improvements. Based on accounting standards, spending from the fund balance is budgeted as revenue. Fund balance is funds that were collected in prior years, and the use of fund balance is in the hospitality fund. These monies are discussed in more detail in the capital expenditures section.

The current budget is summarized as follows:

	Revenues	Expenditures	Surplus/Deficit
General Fund	\$ 25,790,000	\$ 25,790,000	-
Special Revenue Funds	\$ 12,618,595	\$ 12,618,595	-
Hospitality Tax Fund	\$ 7,364,225	\$ 7,364,225	-
State Accommodations Tax	\$ 120,000	\$ 120,000	-
Local Accommodations Tax	\$ 110,000	\$ 110,000	-
Victim Rights Fund	\$ 88,370	\$ 88,370	-
Law Enforcement Fund	\$ 24,000	\$ 24,000	-
Fire 1% Insurance Fund	\$ 121,000	\$ 121,000	-
Fire Impact Fees	\$ 526,000	\$ 526,000	-
Parks & Rec Impact Fees	\$ 250,000	\$ 250,000	-
Police Impact Fees	\$ 175,000	\$ 175,000	-
Transportation Impact Fees	\$ 200,000	\$ 200,000	-
Road Fee Fund	\$ 900,000	\$ 900,000	-
Police Activity Fund	\$ 24,000	\$ 24,000	-
Vehicle Replacement Fund	\$ 15,000	\$ 15,000	-
SC Opioid Recovery Fund	\$ 746,000	\$ 746,000	-
Grant Fund	\$ 1,955,000	\$ 1,955,000	-
Enterprise Funds	\$ 1,065,672	\$ 1,065,672	-
Stormwater Management	\$ 1,065,672	\$ 1,065,672	-
Debt Service Funds	\$ 632,000	\$ 632,000	-
Tax Increment Fund	\$ 632,000	\$ 632,000	-
Totals	\$ 40,106,267	\$ 40,106,267	-

**Capital Improvements**

The FY 26-27 budget proposes \$5,171,425 in capital improvements. The City Administrator proposes using \$625,000 from the general fund, \$3,571,225 from the hospitality fund, \$50,000 from the grant fund, \$300,000 in SC opioid recover funds and \$901,000 in impact fees for the capital items identified in the budget below.

We were hoping for a federal grant during the FY25/26 budget year to pay for a new fire station but did not receive it. We continue to pursue grant funding for the fire station needed. We propose to use up to \$300,000 from Fire Impact Fees for site prep for the new fire station since the grants we are seeking require some financial participation. An additional \$226,000 in impact fees will be used for utility vehicles to enhance our coverage in the city as we grow.

We plan to use \$3,571,225 of Hospitality Fund balance for field expansion at JB Red Owens.

Other expenditures of Impact Fees include the police department proposes using \$175,000 to pay for an expanded evidence storage area and fencing with the increased caseload caused by the growth in the city. We also propose using \$200,000 of Transportation Impact Fee funds to pay for half of a proposed roundabout.

**LIST OF CAPITAL ITEMS**

Capital Items FY 2026-2027	Cost	Fund/Department
AXON Body Cameras	\$46,000	Gen Fund/Police
Speed Trailer	\$20,000	Gen Fund/Police
In-Car Cameras	\$35,500	Gen Fund/Police
Flock Cameras	\$24,500	Gen Fund/Police
Six (6) Vehicles	\$360,000	Gen Fund/Police
Digital Sign Update	\$20,000	Gen Fund/Police
Mobile Classroom/Alt Command Center	\$300,000	SCORF/Police
Ventrac Payoff/New Ventrac Mower	\$72,000	Gen Fund/ Public Works
Skid Steer Tracks	\$5,000	Gen Fund/Police
Stat Trak Traffic Data Collector	\$5,000	Gen Fund/Police
Utility Truck F350 With Dump Bed	\$90,000	Gen Fund/Police
Refurbish Two Pull Behind Leaf Collectors	\$50,000	Gen Fund/Police
Ten (10) sets of firefighter gear	\$57,000	Gen Fund/Police
45 sets of TeenGen Nonstructural PPE	\$36,000	Gen Fund/Police
Station 5-2 Storage Bldg 12'x20'	\$6,700	Gen Fund/Police
Station 5-1 Bay Floor Coating	\$31,000	Gen Fund/Police
Station 5-3 Paint Interior Bay Walls	\$16,000	Gen Fund/Police
Station 5-1 Bay Roof Leak Repair	\$21,000	Gen Fund/Police
Station 5-1 Walk Behind Mower	\$10,000	Gen Fund/Police
Fire Hose (8-21/2' & 5-5' & 6-2")	\$10,500	Gen Fund/Police
Fire Hose Roller	\$10,000	Gen Fund/Police
10 Wildland Fireball Packs & Equipment	\$9,000	Gen Fund/Police

Station 5-2 Remove & Replace Concrete Pad	\$120,000	Gen Fund/Fire
Nalley Brown Outdoor Education Center	\$50,000	Grants/Parks & Rec
Chevy 2500	\$66,503	Hospitality/Parks & Rec
Ford F150	\$61,451	Hospitality/Parks & Rec
Mulching Head	\$48,464	Hospitality/Parks & Rec
PTO 60 Machine	\$23,094	Hospitality/Parks & Rec
Facility Expansion	\$3,571,225	Hospitality/Parks & Rec
Site Prep for New Fire Station	\$300,000	Impact Fees/Fire
Two utility vehicles	\$226,000	Impact Fees/Fire
Evidence Storage & Fencing	\$175,000	Impact Fees/Police
Olive St/Canaan Land Roundabout	\$200,000	Impact Fees/Transportation
<b>Total</b>	<b>\$6,076,937</b>	

**Personnel.** Retention of trained staff is essential to ensure citizens receive the services they require. To support the retention of staff and growth of the city, this budget includes:

- Minimum 4% COLA for all full-time employees effective July 1, 2026 making \$50,000 or less; 3% COLA for all full-time employees making more than \$50,000 as we continue to progress towards the 2023 Classification and Compensation Study. This continues the effort made in prior years in this area.
- Employee health insurance costs to be paid by the City will increase by 9.5%.
- Personnel additions include:
  - 2 CDL Drivers for Public Works
  - 2 new maintenance technicians for Parks and Rec
  - 1 Business License Inspector for Finance
  - 1 Information Technology Support Specialist

**Financial Plan Themes and Goals**

The FY 26-27 budget was prepared from requests for operating and capital items from department heads with input from the mayor and city council. Budget goals include:

- Support existing staff and hire additional personnel to keep up with demand caused by population growth.
- Continue to provide citizens with the best service at the lowest possible cost.

**Police Department**

- Continuing the SC Opioid Recovery Fund grant which facilitates additional personnel for preventative measures taken to assist in issues related to opioid use/drug issues.
- Building and securing a new evidence storage area around the Law Enforcement Center.
- Continued use of the flock camera system will enable our police officers to reduce crime.

- Continue to seek funding for a new station to be built in the north part of the city. We have set aside \$300,000 for site prep for this new station.
- Renovating and updating existing fire stations.

**Fire Department**

**Parks, Recreation and Events**

- Complete the field expansion and renovation project.
- Replace fencing on the Doodle Trail.
- Seek grant and other funding sources to cover continue improvements to our facilities like \$50,000 for the outdoor education center funding received for Nalley Brown.
- Hire two additional maintenance technicians

**Public Works**

- Acquire a utility truck to enhance our road repair ability and rip-rap hauling for stormwater repairs.
- Add two additional drivers with Commercial Driver's Licenses (CDL) to ensure we have drivers on hand when needed for large trucks.
- Continue seeking grants for stormwater projects.
- More training for employees to complete work orders versus hiring contractors.

**Building & Code**

- Continue Code Enforcement efforts to help improve the appearance of the city.
- Hire an additional building inspector

**Planning & Development**

- Analyze Safe Streets for All project data to assist in making the city safer.
- Evaluate issues related to some flooding areas in the city.
- Launch fully integrated Geographic Information System (GIS) mapping system.

**Finance**

The finance team strives to enhance our leadership of financial planning and analysis efforts, deliver additional sound financial knowledge, ensure adequate internal controls are maintained and assist the City in maintaining its long-term financial health and growth. The Finance team will:

- Add a business license inspector to the team enhancing our ability to ensure businesses pay required fees.
- Monitor and administer all special funding sources.
- Provide timely financial reporting and account reconciliations
- Seek process improvement including through the Edmunds software system replacing our current system.
- Assist staff members to achieve professional certifications to enhance staff knowledge and improve job performance.

### **Information Services/Technology**

- **Add Information Technology Support Specialist to provide additional support.**
- **Improve Accessibility and User Experience of City Systems:** Allocate funding toward upgrades like the Edmunds software and licensing to ensure residents and staff can access, navigate, and utilize city services effectively across platforms.
- **Enhance Cybersecurity Protections:** Continue investing in cybersecurity services, secure infrastructure, and access control systems to protect city networks, sensitive data, and public safety systems from evolving threats.
- **Support Operational Efficiency Through Smart Upgrades:** Fund essential hardware replacements, server upgrades, IoT devices, and communication systems to improve daily operations, reduce downtime, and ensure seamless connectivity across all departments and facilities.

### **Budget Overall**


- This budget maintains property tax mills at 74 so there will be no increase in property taxes. Additionally, the General Fund budget was balanced on FY26-27 budget year revenues, there is not any need to use fund balance spending to balance the general fund as there was in prior year budgets.
- Property and Local Option Sales Tax will continue to grow as the city grows.
- The SC Revenue & Fiscal Affairs department projects the Pickens County population to grow 15% to 30% between 2020-2040. Their demographics also indicate the people moving into the State will be 50+ years old so we can expect population increases in that age range to continue.
- This budget addresses temporary funding measures for addressing the roadwork that is needed but does not establish a recurring source of funding for road maintenance and repair.
- For FY26-27, our debt profile will continue to improve as we paid off an additional bond/loan.
- The City Administrator recommends Department Heads review expenditures monthly and closely monitor all expenditures to maintain total expenses within the budget.

### **Gratitude**

The annual budget is created with thoughtful input from many people, and I want to thank the City Council for their vision and goals, along with the finance team and their diligent efforts. I also want to thank all Department Heads for their efforts in establishing the budget and cooperation as several of their requested capital items were not funded.

# ANNUAL BUDGET ORDINANCE

2025-2026



DRAFT

Ordinance 2026-16

**AN ORDINANCE TO PROVIDE FOR THE ADOPTION OF A CITY ANNUAL OPERATING BUDGET, ITS EXECUTION AND EFFECT, FOR THE FISCAL PERIOD JULY 1, 2026, THROUGH JUNE 30, 2027**

BE IT ORDAINED BY THE MAYOR AND CITY COUNCIL OF THE CITY OF BASLEY, SOUTH CAROLINA, IN COUNCIL ASSEMBLED, THAT:

SECTION 1. In accordance with Section 31.03(8)(6) and 31.03(B)(8) of The Code of the City of Easley, South Carolina, and Section 5-9-30(5) of the South Carolina Code, there is hereby adopted for the fiscal period July 1, 2026 to June 30, 2027, an annual operating budget for the City of Easley, South Carolina, based on budget estimates of various funds as prepared by the City Administrator and Finance Department as directed by and on behalf of the Mayor, and incorporated into the FY 2026-27 annual budget document, and as modified by the adjustment schedule.

SECTION 2. The total revenues and expenditures for the fiscal period are estimated as follows:

	Proposed Budget 26-27
<b>GENERAL FUND</b>	
Revenues	\$ 26,790,000
Expenditures	\$ 26,790,000
<b>SPECIAL REVENUE FUNDS</b>	
Revenues	\$ 12,618,595
Expenditures	\$ 12,618,595
<b>ENTERPRISE FUNDS</b>	
Revenues	\$ 1,065,672
Expenditures	\$ 1,065,672
<b>DEBT FUND</b>	
Revenues	\$ 632,000
Expenditures	\$ 632,000
<b>TOTAL ALL FUNDS</b>	
Revenues	\$ 40,106,267
Expenditures	\$ 40,106,267

SECTION 3. Within each department, the department heads shall have the authority to transfer appropriated funds within any of the designated line items of their respective departments, except for personnel services and capital expenditures line items, and such transfers shall be entered on the books of account of the City by the Finance Director or his/her designee.

SECTION 4. Within each department, the City Administrator shall have the authority to transfer

appropriated funds within any of the designated line items, and such transfers shall be entered into the books of account of the City by the Finance Director or his/her designee.

SECTION 5. A bound copy of the budget containing detailed schedules (line items) which support the appropriations set forth in Section 2 above, shall be attested by the City Administrator and maintained as an official record in the office of the City Administrator.

SECTION 6. The sums appropriated and set forth in the detailed schedules for personnel services shall be paid in accordance with the current pay plan, or as shown in the budget for those positions not classified under the pay plan.

SECTION 7. All sums received by the City of Basely from any source whatsoever, unless by law designated for some special fund or purpose, may be used in meeting disbursements from the General Fund, as described in Section 2 above.

SECTION 8. The Road Fee Fund and the Transportation Impact Fee Fund each have \$200,000, included in Section 2, allocated towards the Canaan Land/Olive Street intersection project. The funds shall remain for the allocated project and may only be used for this project until SCDDOT certifies its completion or the project is abandoned.

SECTION 9. The City Administrator is authorized to inform the County Tax Collector, or such other officer of the County as may be appropriate, to levy such ad valorem millage as will be reasonable and appropriate to raise the ad valorem revenue reflected in the approved annual budget, provided such millage does not exceed the millage rate of 75.5 mills that is levied in the annual operating budget. The city also adopts herewith the FY 26-27 Fee/Rate Schedule "Attachment A".

SECTION 10. This Ordinance shall become effective upon date of passage, designated as Ordinance No. 2026-16.

DONE, RATIFIED, AND PASSED, \_\_\_\_\_, 2026.

First Reading: May 11, 2026  
Second Reading: June 8, 2026

ATTEST:

\_\_\_\_\_  
Mayor Lisa Talbot

Form, substance, and number  
Approved by City Attorney

\_\_\_\_\_  
Jennifer Bradley, City Clerk

DRAFT

## Budget Comparison

	<b>2024-2025 Budget</b>	<b>2025-2026 Budget</b>	<b>Percent Change</b>
<b><u>GENERAL FUND</u></b>			
Revenues			
Property Taxes	\$ 5,262,478	\$ 6,725,178	27.8%
Sales Tax	\$ 5,440,000	\$ 5,500,000	1.1%
Other financing sources	\$ 13,782,289	\$ 13,564,822	-1.6%
<b>TOTAL GENERAL FUND REVENUES</b>	<b>\$ 24,484,767</b>	<b>\$ 25,790,000</b>	<b>5.3%</b>
Expenditures			
Expenditures & other expenditures	\$ 24,484,767	\$ 25,790,000	5.3%
<b>TOTAL GENERAL FUND EXP.</b>	<b>\$ 24,484,767</b>	<b>\$ 25,790,000</b>	<b>5.3%</b>
<b>REVENUES LESS EXPENDITURES</b>	<b>\$ -</b>	<b>\$ -</b>	
<b><u>SPECIAL REVENUE FUNDS</u></b>			
Revenues/Transfers In			
Revenue & other financing sources	\$ 12,013,952	\$ 12,618,595	5.0%
<b>TOTAL REVENUES/TRANSFERS IN</b>	<b>\$ 12,013,952</b>	<b>\$ 12,618,595</b>	<b>5.0%</b>
Expenditures/Transfers Out			
Expenditures & other expenditures	\$ 12,013,952	\$ 12,618,595	5.0%
<b>TOTAL EXP./TRANSFERS OUT</b>	<b>\$ 12,013,952</b>	<b>\$ 12,618,595</b>	<b>5.0%</b>
<b>REVENUES LESS EXPENDITURES</b>	<b>\$ -</b>	<b>\$ -</b>	
<b><u>ENTERPRISE FUNDS</u></b>			
Revenues/Transfers In			
Stormwater Management	\$ 992,134	\$ 1,065,672	7.4%
<b>TOTAL REVENUES/TRANSFERS IN</b>	<b>\$ 992,134</b>	<b>\$ 1,065,672</b>	<b>7.4%</b>
Expenditures/Transfers Out			
Stormwater Management	\$ 992,134	\$ 1,065,672	7.4%
<b>TOTAL EXP./TRANSFERS OUT</b>	<b>\$ 992,134</b>	<b>\$ 1,065,672</b>	<b>7.4%</b>
<b>REVENUES LESS EXPENDITURES</b>	<b>\$ -</b>	<b>\$ -</b>	
<b><u>DEBT SERVICE FUNDS</u></b>			
Revenues/Transfers In			
Tax Increment Fund	\$ 612,990	\$ 632,000	3.1%
<b>TOTAL REVENUES/TRANSFERS IN</b>	<b>\$ 612,990</b>	<b>\$ 632,000</b>	<b>3.1%</b>
Expenditures/Transfers Out			
Tax Increment Fund	\$ 612,990	\$ 632,000	3.1%
<b>TOTAL EXP./TRANSFERS OUT</b>	<b>\$ 612,990</b>	<b>\$ 632,000</b>	<b>3.1%</b>
<b>REVENUES LESS EXPENDITURES</b>	<b>\$ -</b>	<b>\$ -</b>	
<b><u>TOTALS - ALL FUNDS</u></b>			
(Memorandum only)			
Revenues	\$ 38,103,843	\$ 40,106,267	5.3%
Expenditures	\$ 38,103,843	\$ 40,106,267	5.3%
<b>REVENUES LESS EXPENDITURES</b>	<b>\$ -</b>	<b>\$ -</b>	


Attachment B - City of Easley Personnel By Dept

Attachment A - City of Easley Rate Schedule


# ATTACHMENTS



## ATTACHMENT A - RATE SCHEDULE

		City of Easley Rate Schedule FY 26-27	
Service	Rate	Service	Rate
<b>Sanitation</b>		<b>Freedom of Information Act Request</b>	
Residential		Copy machine copies	\$0.25 per page
Bagged Garbage	Included with 1 trash can	FOIA fee	Actual cost of search and review
Additional Trash Cans	\$65/year for second can		
- Billied January Each Year	\$130/year for third can	<b>Finance/Administration</b>	
Can Delivery Fee for nonpayment	\$20	Business License	Per Ordinance
White Goods	Included	Credit Card Cost Recovery	3.25% of charge
Brown Goods	Included	Returned NSF Check	\$35
Limbs and Brush	Included		
Leaves	Included	<b>Tax Rates</b>	
Recycle Bins	First bin Free	Property Tax Millage	74.0
Additional Recycle Bins	\$10 per bin	Hospitality Tax (Food and Bev.)	2%
Grass Clippings Cart	\$45/year	Local Accommodations Tax	1.5%
Encroachment Permit	\$30	State Accommodations Tax	2%
Commercial	By Contractor		
		<b>Franchise Fees</b>	
<b>Stormwater</b>		Fort Hill Gas Company	Legal Settlement
Residential	Per Tax Parcel	Charter Spectrum, Easley Combined Utilities	5% of revenue
Single family detached (1 ERU)	\$40 per year	AT&T/DirecTV, Powdersville Water, Duke Power	
Townhomes, condos (1 ERU)	\$40 per year	Blue Ridge Electric, 3Wire	
Duplexes, triplexes, etc.	\$40 per ERU per year*		
Apartments	\$40 per ERU per year*	<b>Police Department</b>	
Commercial	\$40 per ERU per year*	Alarm Registration Fees	Per Alarm Device
Tax exempt properties	\$40 per ERU per year*	Commercial	\$20 per year
Vacant lots or acreage (1 ERU)	\$40 per ERU per year*	Residential	\$10 per year
Mobile homes (1 ERU)	\$40 per ERU per year*	False Alarms (per quarter)	
*ERU = Equivalent Residential Unit = 5,000 sqft of impervious surface		1-3 False Alarms	No charge
Accessory Structure Permit	\$30	4th False Alarm	\$100
Land Disturbance less than 1 acre	\$125	5th False Alarm	\$200
Land Disturbance more than 1 acre	\$125 plus \$10 per .1 acre over 1	Incident/Accident Reports	\$5
		Tow Truck Permit (up to 7 companies)	\$1,750
		Precious Metal Permit	\$50
<b>Fire Protection</b>		<b>MASC Collection Program</b>	
Easley Rural Fire Protection	Per contract	Brokers Tax	2%
Hazardous Material Clean-up	Actual Cost	Insurance - Property & Casualty	2%
Burn Permit for land clearing	\$1,000	Insurance - Life, Accident & Health	0.75%
		Telecommunications	1%
		Set-off Debt	\$25 + debt

**ATTACHMENT A - RATE SCHEDULE**

City of Easley Rate Schedule FY 26-27 Building & Code Enforcement, Planning & Development		Service	Rate
			
		<b>Building Codes</b>	
		Building Permit Fees	\$0-\$2,500
			\$2,501-\$50,000
			\$50,001 - \$100,000
			\$100,001 - \$500,000
			\$500,001 and over
		Commercial Building Plan review	\$200 min or 50% of permit cost
		Commercial Site Plan review	\$1,000 min for first acre + \$250 per each additional acre
		Rezoning Application Fee	\$350
		Variance Application Fee	\$400
		Annexation Application Fee	\$500
		Zoning letter	\$50
		FRD Review	\$1,500
		Grading Permit Fee	\$200 min for first acre + \$50 per acre
		<b>Residential Subdivision Plat Review Fees</b>	
		Exempt subdivision	\$100
		Minor subdivision	\$500
		Major subdivision (whichever is greater)	\$2,000 or \$20 per lot (\$50 each)
		Zoning, Comprehensive, and Land Zoning Map	\$50
		Unbound UDO Printout	\$100
		Unbound Ordinance Printout	\$50
		<b>Zoning Permits-Residential</b>	
		Accessory Structure	\$30
		Addition	\$50
		New Residence	\$75
		<b>Zoning Permits-Commercial</b>	
		New Construction	\$500
		Alteration/Change of Uses	\$100
		<b>Zoning Permits-Other</b>	
		Temporary Use	\$100
		Special Exception	\$200
		Sign	\$50
		Zoning Clearance Application	\$15
		Resubmittal Fee	\$100
		Outdoor Cafe Permit	\$100
		<b>Code Enforcement Fees</b>	
		Nuisance Abatement Fees*	1st offense \$100 + Cost of abatement
			2nd offense \$150 + Cost of abatement
			\$200 + Cost of abatement
			\$250 + Cost of abatement
		Board Up Administrative Fee*	\$250 + Cost of board up
			\$50 after initial access
			(First entry is free. Only two additional entries permitted.)
		Re-Entry of Boarded Homes	
		Asbestos and Lead Abatement Fee*	\$200 + Cost of abatement
		Demolition Fee*	\$350 + Cost of demolition
		*Cost does not include Invoicing and lien filing fees.	
		Invoice Administrative Fee	\$30
		Lien Filing Fee	\$50
		Derelict Vehicle Towing Fee	\$100
		<b>Inspection Fees</b>	
		Reinspections (1st, 2nd, 3rd)	\$60, \$75, \$100
		After Hours Inspection Fee	\$120 per hour
		Food Truck Annual Inspection	\$50
		Mobile Home Inspection	\$100




**ATTACHMENT B - PERSONNEL BY DEPT**

Department	Position	Count	Total Full Time Employees	
Administration	City Administrator	1	214	
	Human Resource/City Clerk	1		
	IT Director	1		
	IT Support Staff	1		
	Total	4		
	Court	City Judge		1
		Clerk of Court		1
		Processing Clerk		1
		Docket Clerk		1
		Court Services/Docket Liaison		5
Total		10		
Police		Police Chief	1	
		Police Major	1	
		Police Captains	2	
		Police Lieutenants	7	
	Police Sergeants	6		
	Police Officers	34		
	School Resource Officers	9		
	Dispatch	10		
	Records	2		
	Victims Advocate	1		
Total	73			
Fire	Fire Chief	1		
	Asst Fire Chief	1		
	Fire Marshal	1		
	Fire Captains (1 Training Officer)	4		
	Fire Lieutenants	3		
	Fire Fighters	33		
	Administrative Assistant	1		
	Deputy Director	4		
	Total	44		
	Planning & Development	Planner/Engineer	2	
Total		2		
Building & Codes		Building Official	1	
		Building Inspector	2	
		Code Enforcement Officer	1	
		Permit Clerk	1	
		Total	5	
		Public Works Sanitation Dept	Sanitation Techs	8
			Drivers	2
			Sanitation Supervisor	1
	Administrative Assistant		1	
	Deputy Director		1	
Total	21			
Public Works Street Department	Director		1	
	Administrative Assistant		1	
	Fleet Manager		1	
	Stormwater Manager		1	
	Shop Techs	2		
	Street Crew Chiefs	2		
	Landscape Crew Chiefs	1		
	Truck Drivers	4		
	Street Techs	3		
	Total	29		
Parks and Rec	Director	1		
	Deputy Director	1		
	Tournaments & Events Director	1		
	Program & Events Coordinator	1		
	Events Coordinator Assistant	1		
	Maintenance Supervisor	1		
	Asst Maintenance Supervisor	1		
	Maintenance Crew Chief	3		
	Maintenance	12		
	Athletic Director	1		
Asst Athletic Director	1			
Administrator Coordinator	5			
Athletics Division	1			
Administration Division	5			
Total Part-Time Permanent	13			
Athletics Division	6			
Maintenance Division	50			
Total Seasonal Part-Time	83			
Total Full-Time Staff	25			

DRAFT

# ANNUAL BUDGET LINE ITEMS

2026-2027



ALL BUDGET  
REPORTS ON THE  
FOLLOWING PAGES  
ARE  
DRAFT COPIES

DRAFT



GL NUMBER	DESCRIPTION	2026-27 REQUESTED BUDGET
Dept 000 - GENERAL		
10-000-400-001	REAL PROPERTY TAXES	5,474,000
10-000-400-002	VEHICLE TAXES	640,000
10-000-400-003	DELINQUENT TAX	40,000
10-000-400-004	MERCHANT'S INVENTORY TAX	86,678
10-000-400-005	HOMESTEAD EXEMPTION	372,000
10-000-400-006	MOTOR CARRIER TAXES	78,000
10-000-400-007	BMW TAXES	9,000
10-000-400-008	MANUFACTURERS' TAX	8,000
10-000-400-009	ANDERSON COUNTY TAXES	17,500
10-000-405-001	LOCAL OPTION SALES TAX	5,500,000
10-000-410-001	CHARTER FRANCHISE FEES	250,000
10-000-410-002	BLUE RIDGE ELEC COOP FRANCHISE	26,000
10-000-410-004	FORT HILL GAS	530,000
10-000-410-005	CUS FRANCHISE EQUIVALENT	2,100,000
10-000-410-008	DUKE ENERGY FRANCHISE FEE	45,000
10-000-410-009	POWDERSVILLE WATER FRANCHISE	17,000
10-000-410-010	AT&T CABLE FRANCHISE FEE	15,000
10-000-410-011	TELECOM FRANSHISE FEE MISC	500
10-000-415-004	TELECOMM TAX - MASC	44,000
10-000-415-005	BROKERS TAX - MASC	110,000
10-000-415-006	INSURANCE TAX - MASC	2,950,000
10-000-415-009	ALCOHOL PERMITS	40,000
10-000-420-001	STATE AID TO SUBDIVISIONS	648,000
10-000-430-005	SPECIAL EVENTS GENERAL	2,000
10-000-445-002	EQUIPMENT AND OTHER SALES	15,000
10-000-450-001	SETOFF DEBT	25,000
10-000-450-002	INTEREST EARNED	18,000
10-000-450-004	RENTAL INCOME	10,800
10-000-450-009	MISCELLANEOUS INCOME	50,000
10-000-450-031	MILEAGE COLLECTED FROM EMPLOYEES	2,600
10-000-450-037	OTHER INCOME - PEBA	62,000
10-000-490-011	TRANSFER FROM ACCOMMODATIONS TAX	30,000
10-000-490-021	TRANSFER FROM FUND 21	855,000
10-000-490-051	TRANSFER FROM STORMWATER	410,000
10-000-490-066	TRANSFER FROM FUND 66	55,000
10-000-800-012	TRANSFER TO FUND 12	63,000
NET OF REVENUES/APPROPRIATIONS - 000 - GENERAL		20,473,078
Dept 410 - GENERAL GOVT		
10-410-550-000	EMPLOYEE INSURANCE	500
10-410-550-002	GYM MEMBERSHIP	1,300
10-410-550-003	WELLNESS PROGRAM	55,000
10-410-600-001	COMMUNITY PROMOTIONS	30,000
10-410-604-000	BUILDING & GROUNDS	50,000
10-410-606-000	BANK SERVICE CHARGES	50,000
10-410-608-000	CONTINGENCY	65,500
10-410-632-000	MISCELLANEOUS EXPENSE	7,500
10-410-632-006	PARKING LOT LEASE	2,000
10-410-632-034	EMPLOYEE SERVICE AWARDS	3,000
10-410-632-036	MEALS AND ENTERTAINMENT	5,000
10-410-634-000	NEWSLETTER	6,800
10-410-638-000	PROFESSIONAL FEES	25,000
10-410-638-003	CITY CODE UPDATE	1,500
10-410-648-000	RETIREE INSURANCE	100,000
10-410-650-000	SALES/USE TAX	2,000
10-410-652-003	CHRISTMAS RELATED	25,000
10-410-654-010	GENERAL SUPPLIES	1,000
10-410-660-001	TECHNOLOGY ENHANCEMENT REOCCURING	410,880
10-410-660-002	TECHNOLOGY ENHANCEMENT PROJECTS	330,000
10-410-660-003	TECHNOLOGY ENHANCEMENT SOFTWARE	284,000
10-410-660-004	TECHNOLOGY ENHANCEMENT STOCK EQUI	17,000
10-410-672-000	UTILITIES	45,000
10-410-750-000	BOND PRINCIPAL PAYMENTS	226,000
10-410-760-000	BOND INTEREST PAYMENTS	168,371
10-410-770-000	CAP LEASE PRINCIPAL	150,309
10-410-780-000	CAP LEASE INTEREST	7,832
NET OF REVENUES/APPROPRIATIONS - 410 - GENERAL GOVT		(2,070,492)
Dept 411 - COUNCIL		
10-411-510-000	SALARIES	93,000
10-411-530-000	RETIREMENT	9,554
10-411-540-000	FICA	7,115
10-411-550-000	EMPLOYEE INSURANCE	850
10-411-560-000	WORK COMP INS	2,240
10-411-610-008	SERVICE CONTRACTS	500
10-411-610-010	OPERATING LEASE EXPENSE	200
10-411-612-000	DUES & SUBSCRIPTIONS	9,000

GL NUMBER	DESCRIPTION	2026-27 REQUESTED BUDGET
<b>Dept 411 - COUNCIL</b>		
10-411-626-000	INSURANCE/BONDS	10,100
10-411-632-000	MISCELLANEOUS EXPENSE	500
10-411-632-036	MEALS AND ENTERTAINMENT	1,200
10-411-636-000	POSTAGE	700
10-411-638-000	PROFESSIONAL FEES	17,000
10-411-654-016	OFFICE SUPPLIES	1,000
10-411-662-000	TELECOMMUNICATIONS	600
10-411-664-000	TRAINING/SEMINARS	6,000
10-411-666-000	TRAVEL	9,000
10-411-672-000	UTILITIES	1,200
<b>NET OF REVENUES/APPROPRIATIONS - 411 - COUNCIL (169,759)</b>		
<b>Dept 412 - COURT</b>		
10-412-440-001	POLICE/COURT FINES	200,000
10-412-510-000	SALARIES	374,500
10-412-530-000	RETIREMENT	66,100
10-412-540-000	FICA	28,650
10-412-550-000	EMPLOYEE INSURANCE	60,000
10-412-560-000	WORK COMP INS	1,170
10-412-604-000	BUILDING & GROUNDS	20,000
10-412-610-003	CONTRACTUAL SERVICES	30,000
10-412-610-005	JURY PAY	3,000
10-412-610-008	SERVICE CONTRACTS	6,000
10-412-610-010	OPERATING LEASE EXPENSE	2,500
10-412-612-000	DUES & SUBSCRIPTIONS	1,400
10-412-618-001	COMPUTER EQUIPMENT	2,000
10-412-626-000	INSURANCE/BONDS	8,100
10-412-632-000	MISCELLANEOUS EXPENSE	500
10-412-636-000	POSTAGE	1,200
10-412-644-007	GENERAL MAINTENANCE	1,000
10-412-654-016	OFFICE SUPPLIES	7,000
10-412-662-000	TELECOMMUNICATIONS	500
10-412-664-000	TRAINING/SEMINARS	6,000
10-412-670-000	UPDATE LAW BOOK	750
10-412-672-000	UTILITIES	13,000
<b>NET OF REVENUES/APPROPRIATIONS - 412 - COURT (433,370)</b>		
<b>Dept 414 - ADMINISTRATION</b>		
10-414-510-000	SALARIES	356,200
10-414-530-000	RETIREMENT	52,900
10-414-540-000	FICA	27,250
10-414-550-000	EMPLOYEE INSURANCE	21,800
10-414-560-000	WORK COMP INS	1,000
10-414-602-000	AUTO EXPENSE	2,000
10-414-610-008	SERVICE CONTRACTS	1,000
10-414-610-010	OPERATING LEASE EXPENSE	3,200
10-414-612-000	DUES & SUBSCRIPTIONS	2,000
10-414-626-000	INSURANCE/BONDS	11,000
10-414-632-000	MISCELLANEOUS EXPENSE	500
10-414-636-000	POSTAGE	600
10-414-638-000	PROFESSIONAL FEES	6,000
10-414-654-016	OFFICE SUPPLIES	1,000
10-414-662-000	TELECOMMUNICATIONS	360
10-414-664-000	TRAINING/SEMINARS	5,000
10-414-666-000	TRAVEL	5,000
10-414-672-000	UTILITIES	1,200
10-414-710-001	CAPITAL EXPENDITURES	20,000
<b>NET OF REVENUES/APPROPRIATIONS - 414 - ADMINISTRATION (518,010)</b>		
<b>Dept 415 - FINANCE</b>		
10-415-415-003	BUSINESS LICENSE	3,006,727
10-415-510-000	SALARIES	366,500
10-415-520-002	OVERTIME	200
10-415-530-000	RETIREMENT	52,900
10-415-540-000	FICA	28,000
10-415-550-000	EMPLOYEE INSURANCE	49,300
10-415-560-000	WORK COMP INS	657
10-415-602-000	AUTO EXPENSE	2,000
10-415-610-003	CONTRACTUAL SERVICES	5,200
10-415-610-008	SERVICE CONTRACTS	26,000
10-415-610-010	OPERATING LEASE EXPENSE	3,300
10-415-612-000	DUES & SUBSCRIPTIONS	1,600
10-415-618-003	FURNITURE & FIXTURES	2,000
10-415-622-000	FUEL	1,000
10-415-626-000	INSURANCE/BONDS	14,200
10-415-632-000	MISCELLANEOUS EXPENSE	1,000
10-415-636-000	POSTAGE	1,500

User: jbradley

Fund: 10 GENERAL FUND

DB: Easley

GL NUMBER	DESCRIPTION	2026-27 REQUESTED BUDGET
Dept 415 - FINANCE		
10-415-638-001	AUDITING	40,000
10-415-642-000	PUBLIC NOTICES	300
10-415-654-016	OFFICE SUPPLIES	3,000
10-415-662-000	TELECOMMUNICATIONS	1,600
10-415-664-000	TRAINING/SEMINARS	10,000
10-415-672-000	UTILITIES	13,500
NET OF REVENUES/APPROPRIATIONS - 415 - FINANCE		2,382,970
Dept 421 - POLICE		
10-421-420-005	SCHOOL PATROL SALARIES	520,000
10-421-430-002	ACCIDENT REPORTS	5,000
10-421-430-004	TOWING PERMIT	10,500
10-421-435-003	ALARM FEES	10,000
10-421-450-009	MISCELLANEOUS INCOME	7,500
10-421-450-032	EXTRA DUTY ARRANGEMENTS	32,000
10-421-510-000	SALARIES	4,555,694
10-421-520-002	OVERTIME	33,000
10-421-520-011	LONGWEEK	130,000
10-421-520-013	EXTRA DUTY PAY	32,000
10-421-530-000	RETIREMENT	938,700
10-421-540-000	FICA	348,500
10-421-550-000	EMPLOYEE INSURANCE	953,600
10-421-560-000	WORK COMP INS	206,000
10-421-560-005	WORK COMP DEDUCTIBLES	7,000
10-421-600-001	COMMUNITY PROMOTIONS	20,000
10-421-604-000	BUILDING & GROUNDS	25,000
10-421-610-004	DATA PROCESSING EXPENSE	5,000
10-421-610-008	SERVICE CONTRACTS	50,000
10-421-610-010	OPERATING LEASE EXPENSE	150,000
10-421-612-000	DUES & SUBSCRIPTIONS	4,500
10-421-618-004	FURNITURE & FIXTURES	3,000
10-421-618-005	MACHINERY & EQUIPMENT	5,000
10-421-622-000	FUEL	155,000
10-421-626-000	INSURANCE/BONDS	270,000
10-421-630-000	MEDICAL & FIRST AID	4,000
10-421-632-000	MISCELLANEOUS EXPENSE	5,000
10-421-636-000	POSTAGE	1,500
10-421-638-000	PROFESSIONAL FEES	17,000
10-421-640-000	TRAINING FACILITY	2,000
10-421-644-000	EQUIP & VEHICLE REPAIR	45,000
10-421-646-000	RADIOS	8,000
10-421-654-005	CLEANING SUPPLIES	2,500
10-421-654-007	DARK ROOM SUPPLIES	800
10-421-654-008	DRUG BUY MONEY	5,000
10-421-654-012	JAIL & PRISONER	14,000
10-421-654-016	OFFICE SUPPLIES	7,000
10-421-654-021	SPECIALIZED SUPPLIES	4,000
10-421-654-025	K9 RELATED EXPENSES	2,000
10-421-654-026	SWAT RELATED	3,000
10-421-662-000	TELECOMMUNICATIONS	1,000
10-421-664-000	TRAINING/SEMINARS	32,000
10-421-666-000	TRAVEL	19,000
10-421-668-000	UNIFORMS	45,000
10-421-672-000	UTILITIES	57,000
10-421-710-000	CAPITAL EXPENDITURES	146,000
10-421-715-000	VEHICLES	360,000
NET OF REVENUES/APPROPRIATIONS - 421 - POLICE		(8,087,794)
Dept 422 - FIRE		
10-422-430-001	FIRE PROTECTION FEES	633,655
10-422-450-009	MISCELLANEOUS INCOME	2,000
10-422-450-011	INSURANCE RECOVERIES	1,000
10-422-450-012	DONATIONS	12,000
10-422-510-000	SALARIES	2,507,800
10-422-520-002	OVERTIME	125,000
10-422-520-007	VOLUNTEERS	20,000
10-422-520-011	LONGWEEK	200,000
10-422-530-000	RETIREMENT	475,000
10-422-540-000	FICA	192,000
10-422-550-000	EMPLOYEE INSURANCE	471,000
10-422-560-000	WORK COMP INS	85,700
10-422-560-005	WORK COMP DEDUCTIBLES	3,000
10-422-600-001	COMMUNITY PROMOTIONS	30,000
10-422-604-000	BUILDING & GROUNDS	45,000
10-422-610-008	SERVICE CONTRACTS	48,000
10-422-610-010	OPERATING LEASE EXPENSE	5,700
10-422-612-000	DUES & SUBSCRIPTIONS	7,000

2026-27 REQUESTED BUDGET

GL NUMBER	DESCRIPTION	2026-27 REQUESTED BUDGET
Dept 422 - FIRE		
10-422-618-001	COMPUTER EQUIPMENT	1,000
10-422-618-003	FURNITURE & FIXTURES	6,000
10-422-618-005	MACHINERY & EQUIPMENT	40,000
10-422-622-000	FUEL	46,000
10-422-626-000	INSURANCE/BONDS	101,000
10-422-630-000	MEDICAL & FIRST AID	36,000
10-422-632-000	MISCELLANEOUS EXPENSE	8,000
10-422-632-021	DONATION RELATED	15,000
10-422-636-000	POSTAGE	1,500
10-422-644-000	EQUIP & VEHICLE REPAIR	120,000
10-422-646-000	RADIOS	25,000
10-422-654-005	CLEANING SUPPLIES	7,000
10-422-654-015	MISC SUPPLIES	20,000
10-422-654-016	OFFICE SUPPLIES	5,000
10-422-654-020	SMOKE DETECTORS	2,500
10-422-654-021	SPECIALIZED SUPPLIES	2,500
10-422-664-000	TRAINING/SEMINARS	45,000
10-422-668-000	UNIFORMS	75,000
10-422-672-000	UTILITIES	65,000
10-422-700-000	CAPITAL EXPENDITURES	327,200
10-422-770-000	CAP LEASE PRINCIPAL	127,138
10-422-780-000	CAP LEASE INTEREST	98,876
<b>NET OF REVENUES/APPROPRIATIONS - 422 - FIRE</b>		<b>(4,741,259)</b>
Dept 424 - BUILDING & CODE		
10-424-415-001	BUILDING PERMITS	650,000
10-424-415-007	OTHER FEES	7,000
10-424-415-011	ARCH PLAN REVIEW FEE	50,000
10-424-450-009	MISCELLANEOUS INCOME	25,000
10-424-510-000	SALARIES	307,020
10-424-530-000	RETIREMENT	56,980
10-424-540-000	FICA	23,490
10-424-550-000	EMPLOYEE INSURANCE	52,600
10-424-560-000	WORK COMP INS	4,120
10-424-604-000	BUILDING & GROUNDS	500
10-424-610-008	SERVICE CONTRACTS	8,000
10-424-610-010	OPERATING LEASE EXPENSE	3,500
10-424-612-000	DUES & SUBSCRIPTIONS	1,000
10-424-618-003	FURNITURE & FIXTURES	850
10-424-622-000	FUEL	4,250
10-424-626-000	INSURANCE/BONDS	10,000
10-424-632-000	MISCELLANEOUS EXPENSE	1,000
10-424-632-001	DEMOLITION & ABATEMENT EXP	75,000
10-424-632-032	KNOX BOXES	1,000
10-424-636-000	POSTAGE	1,000
10-424-638-000	PROFESSIONAL FEES	5,000
10-424-642-000	PUBLIC NOTICES	600
10-424-644-000	EQUIP & VEHICLE REPAIR	2,600
10-424-654-016	OFFICE SUPPLIES	3,500
10-424-662-000	TELECOMMUNICATIONS	228
10-424-664-000	TRAINING/SEMINARS	7,500
10-424-666-000	TRAVEL	2,000
10-424-668-000	UNIFORMS	1,000
10-424-672-000	UTILITIES	2,600
<b>NET OF REVENUES/APPROPRIATIONS - 424 - BUILDING &amp; CO</b>		<b>156,662</b>
Dept 425 - PLAN & DEV		
10-425-410-006	REZONING FEES	500
10-425-410-007	DEVELOPMENT REVIEW FEES	6,000
10-425-450-009	MISCELLANEOUS INCOME	10,000
10-425-510-000	SALARIES	169,200
10-425-530-000	RETIREMENT	31,400
10-425-540-000	FICA	12,840
10-425-550-000	EMPLOYEE INSURANCE	8,900
10-425-560-000	WORK COMP INS	2,000
10-425-604-000	BUILDING & GROUNDS	21,000
10-425-610-008	SERVICE CONTRACTS	900
10-425-610-010	OPERATING LEASE EXPENSE	1,000
10-425-612-000	DUES & SUBSCRIPTIONS	2,000
10-425-618-001	COMPUTER EQUIPMENT	500
10-425-622-000	FUEL	1,600
10-425-626-000	INSURANCE/BONDS	7,000
10-425-632-000	MISCELLANEOUS EXPENSE	500
10-425-638-000	PROFESSIONAL FEES	47,000
10-425-642-000	PUBLIC NOTICES	2,000
10-425-644-000	EQUIP & VEHICLE REPAIR	2,000
10-425-654-016	OFFICE SUPPLIES	500

GL NUMBER	DESCRIPTION	2026-27 REQUESTED BUDGET
Dept 425 - PLAN & DEV		
10-425-662-000	TELECOMMUNICATIONS	360
10-425-664-000	TRAINING/SEMINARS	4,000
10-425-672-000	UTILITIES	2,600
NET OF REVENUES/APPROPRIATIONS - 425 - PLAN & DEV		(300,800)
Dept 431 - STREET		
10-431-450-009	MISCELLANEOUS INCOME	10,000
10-431-450-035	GRASS CLIPPINGS CART	22,000
10-431-510-000	SALARIES	1,236,000
10-431-520-002	OVERTIME	12,000
10-431-530-000	RETIREMENT	234,877
10-431-540-000	FICA	94,500
10-431-550-000	EMPLOYEE INSURANCE	272,000
10-431-560-000	WORK COMP INS	56,900
10-431-604-000	BUILDING & GROUNDS	32,500
10-431-610-003	CONTRACTUAL SERVICES	60,000
10-431-610-008	SERVICE CONTRACTS	63,600
10-431-610-010	OPERATING LEASE EXPENSE	13,000
10-431-618-003	FURNITURE & FIXTURES	500
10-431-618-006	MISC EQUIPMENT	2,500
10-431-622-000	FUEL	70,000
10-431-626-000	INSURANCE/BONDS	72,000
10-431-630-000	MEDICAL & FIRST AID	2,000
10-431-632-000	MISCELLANEOUS EXPENSE	3,000
10-431-636-000	POSTAGE	700
10-431-638-000	PROFESSIONAL FEES	1,000
10-431-644-000	EQUIP & VEHICLE REPAIR	75,000
10-431-644-004	SIDEWALK REPAIRS	10,000
10-431-644-005	STREET REPAIRS	10,000
10-431-646-000	RADIOS	200
10-431-654-001	ASFHALT	1,000
10-431-654-004	CHEMICAL SUPPLIES	7,500
10-431-654-005	CLEANING SUPPLIES	2,000
10-431-654-014	LUBE, OILS & FLUIDS	3,000
10-431-654-016	OFFICE SUPPLIES	2,000
10-431-654-019	SIGNS & STREET SIGNS	30,000
10-431-654-021	SPECIALIZED SUPPLIES	11,000
10-431-654-022	STONE & SAND	3,500
10-431-662-000	TELECOMMUNICATIONS	850
10-431-664-000	TRAINING/SEMINARS	3,500
10-431-668-000	UNIFORMS	14,000
10-431-672-000	UTILITIES	470,000
10-431-700-000	CAPITAL EXPENDITURES	82,000
10-431-715-000	VEHICLES	90,000
NET OF REVENUES/APPROPRIATIONS - 431 - STREET		(3,010,627)
Dept 432 - SANITATION		
10-432-450-033	ROLL CARTS, ADDL CART FEE	33,000
10-432-450-036	ROLL CARTS, REPOSSESSION FEE	40
10-432-510-000	SALARIES	1,010,000
10-432-520-002	OVERTIME	14,000
10-432-530-000	RETIREMENT	187,400
10-432-540-000	FICA	77,200
10-432-550-000	EMPLOYEE INSURANCE	137,600
10-432-560-000	WORK COMP INS	55,400
10-432-604-000	BUILDING & GROUNDS	9,000
10-432-610-003	CONTRACTUAL SERVICES	10,000
10-432-610-006	LANDFILL DISPOSAL	10,350
10-432-610-008	SERVICE CONTRACTS	23,100
10-432-610-010	OPERATING LEASE EXPENSE	1,600
10-432-618-003	FURNITURE & FIXTURES	500
10-432-622-000	FUEL	75,000
10-432-626-000	INSURANCE/BONDS	110,000
10-432-630-000	MEDICAL & FIRST AID	2,300
10-432-632-000	MISCELLANEOUS EXPENSE	2,000
10-432-636-000	POSTAGE	900
10-432-644-000	EQUIP & VEHICLE REPAIR	135,000
10-432-646-000	RADIOS	200
10-432-654-004	CHEMICAL SUPPLIES	450
10-432-654-005	CLEANING SUPPLIES	1,500
10-432-654-014	LUBE, OILS & FLUIDS	4,000
10-432-654-016	OFFICE SUPPLIES	1,650
10-432-654-021	SPECIALIZED SUPPLIES	3,500
10-432-662-000	TELECOMMUNICATIONS	450
10-432-664-000	TRAINING/SEMINARS	2,000
10-432-668-000	UNIFORMS	15,000
10-432-672-000	UTILITIES	13,500

BUDGET REPORT FOR CITY OF HASLEY  
 Fund: 10 GENERAL FUND

2026-27  
 REQUESTED  
 BUDGET

GL NUMBER	DESCRIPTION	2026-27 REQUESTED BUDGET
Dept 432 - SANITATION		
10-432-700-000	CAPITAL EXPENDITURES	50,000
<hr/>		
NET OF REVENUES/APPROPRIATIONS - 432 - SANITATION		(1,920,560)
Dept 451 - RECREATION		
10-451-510-000	SALARIES	1,150,824
10-451-520-002	OVERTIME	20,000
10-451-530-000	RETIREMENT	208,745
10-451-540-000	FICA	86,042
10-451-550-000	EMPLOYEE INSURANCE	238,600
10-451-560-000	WORK COMP INS	30,828
10-451-610-003	CONTRACTUAL SERVICES	25,000
<hr/>		
NET OF REVENUES/APPROPRIATIONS - 451 - RECREATION		(1,760,039)
<hr/>		
ESTIMATED REVENUES - FUND 10		25,790,000
APPROPRIATIONS - FUND 10		25,790,000
NET OF REVENUES/APPROPRIATIONS - FUND 10		0
BEGINNING FUND BALANCE		
ENDING FUND BALANCE		

User: jbradley

Fund: 11 STATE ACCOMMODATIONS TAX

DB: Easley

2026-27  
REQUESTED  
BUDGET

GL NUMBER	DESCRIPTION	
Dept 000 - GENERAL		
11-000-405-002	ACCOMMODATIONS TAX	120,000
11-000-600-002	TOURISM PROMOTION	28,500
11-000-600-003	TOURISM RELATED	61,750
11-000-800-010	TRANSFER TO FUND 10	29,750
NET OF REVENUES/APPROPRIATIONS - 000 - GENERAL		
ESTIMATED REVENUES - FUND 11		120,000
APPROPRIATIONS - FUND 11		120,000
NET OF REVENUES/APPROPRIATIONS - FUND 11		
BEGINNING FUND BALANCE		
ENDING FUND BALANCE		

BUDGET REPORT FOR CITY OF EASLEY

Fund: 12 VICTIMS RIGHTS

GL NUMBER	DESCRIPTION	BUDGET
Dept 000 - GENERAL		
12-000-440-001	POLICE/COURT FINES	33,000
12-000-490-012	VR TRANSFER FROM G/F	55,370
12-000-510-000	SALARIES	57,000
12-000-530-000	RETIREMENT	12,110
12-000-540-000	FICA	4,360
12-000-550-000	EMPLOYEE INSURANCE	8,500
12-000-560-000	WORK COMP INS	3,000
12-000-622-000	FUEL	1,800
12-000-626-000	INSURANCE/BONDS	1,000
12-000-662-000	TELECOMMUNICATIONS	600
NET OF REVENUES/APPROPRIATIONS - 000 - GENERAL		88,370
ESTIMATED REVENUES - FUND 12		88,370
APPROPRIATIONS - FUND 12		88,370
NET OF REVENUES/APPROPRIATIONS - FUND 12		88,370
BEGINNING FUND BALANCE		
ENDING FUND BALANCE		

GL NUMBER	DESCRIPTION	2026-27 REQUESTED BUDGET
Dept 000 - GENERAL		
13-000-405-002	ACCOMMODATIONS TAX	110,000
13-000-600-000	ADVERTISING/PROMOTION	55,000
13-000-600-002	TOURISM PROMOTION	40,000
13-000-638-004	MARKETING	15,000
NET OF REVENUES/APPROPRIATIONS - 000 - GENERAL		
ESTIMATED REVENUES - FUND 13		110,000
APPROPRIATIONS - FUND 13		110,000
NET OF REVENUES/APPROPRIATIONS - FUND 13		
BEGINNING FUND BALANCE		
ENDING FUND BALANCE		

BUDGET REPORT FOR CITY OF EASLEY

Fund: 14 ROAD FEE FUND

2026-27  
REQUESTED  
BUDGET

900,000

900,000

900,000

Dept 000 - GENERAL

14-000-480-001 BUDGETED USE OF FUND BAL

14-000-610-003 CONTRACTUAL SERVICES

NET OF REVENUES/APPROPRIATIONS - 000 - GENERAL

ESTIMATED REVENUES - FUND 14

APPROPRIATIONS - FUND 14

NET OF REVENUES/APPROPRIATIONS - FUND 14

BEGINNING FUND BALANCE

ENDING FUND BALANCE

GL NUMBER	DESCRIPTION	2026-27 REQUESTED BUDGET
Dept 000 - GENERAL		
21-000-405-004	HOSPITALITY TAX	3,400,000
21-000-450-002	INTEREST EARNED	16,000
21-000-450-007	FARMERS MARKET INCOME	10,000
21-000-450-009	MISCELLANEOUS INCOME	3,000
21-000-480-001	BUDGETED USE OF FUND BALANCE	3,571,225
21-000-632-000	FARMERS MARKET	6,000
21-000-652-005	SPECIAL EVENTS	200,000
21-000-720-004	MASTER PLAN	60,000
21-000-750-000	BOND PRINCIPAL PAYMENT	568,000
21-000-760-000	BOND INTEREST PAYMENT	128,606
NET OF REVENUES/APPROPRIATIONS - 000 - GENERAL		6,037,619
Dept 451 - RECREATION		
21-451-450-026	CONCESSION CONTRACT	50,000
21-451-455-001	TOURNAMENT FEES	95,000
21-451-455-002	FIELD/COURT RENTAL	21,000
21-451-455-003	SHELTER RENTAL	11,000
21-451-455-004	GATE FEES	15,000
21-451-455-005	GYM FEES	27,000
21-451-455-006	MISC EVENT REVENUE	9,000
21-451-455-007	PROGRAM REVENUE	1,000
21-451-460-001	BASKETBALL REVENUE	26,000
21-451-460-002	FOOTBALL REVENUE	14,000
21-451-460-004	FLAG FOOTBALL REVENUE	16,000
21-451-460-005	BASEBALL REVENUE	12,000
21-451-460-006	SOFTBALL REVENUE	7,500
21-451-460-007	CHEERLEADING REVENUE	3,000
21-451-460-008	VOLLEYBALL REVENUE	25,000
21-451-460-009	SPONSORSHIPS	30,000
21-451-460-015	ADULT SPORTS	1,500
21-451-520-000	PT EMPLOYEES/OFFICIALS PD THRU PR	260,000
21-451-530-000	RETIREMENT	25,000
21-451-540-000	FICA	21,000
21-451-550-000	EMPLOYEE INSURANCE	715
21-451-560-000	WORK COMP INS	5,000
21-451-604-000	BUILDING & GROUNDS	325,000
21-451-610-000	AUTHORIZE.NET FEES	8,000
21-451-610-001	REC CABLE SERVICE	4,313
21-451-610-002	CONTRACTED OFFICIALS	40,000
21-451-610-008	SERVICE CONTRACTS	75,000
21-451-610-010	OPERATING LEASE EXPENSE	95,000
21-451-612-000	DUES & SUBSCRIPTIONS	8,000
21-451-618-007	MISC TOOLS & EQUIPMENT	7,000
21-451-622-000	FUEL	30,000
21-451-626-000	INSURANCE/BONDS	75,000
21-451-630-000	MEDICAL & FIRST AID	7,000
21-451-632-000	MISCELLANEOUS EXPENSE	5,000
21-451-632-021	SPONSORSHIP RELATED	10,000
21-451-636-000	POSTAGE	1,000
21-451-638-000	PROFESSIONAL FEES	500
21-451-644-000	EQUIP & VEHICLE REPAIR	35,000
21-451-652-006	LITTLE LEAGUE WS EXP	10,000
21-451-654-002	ATHLETIC UNIFORMS/EQUIPMENT	100,000
21-451-654-003	CHEERLEADING EXPENSE	5,000
21-451-654-005	CLEANING SUPPLIES	22,000
21-451-654-016	OFFICE SUPPLIES	7,000
21-451-654-021	SPECIALIZED SUPPLIES	20,000
21-451-654-023	TROPHIES/MEDALS	2,000
21-451-662-000	TELECOMMUNICATIONS	10,000
21-451-664-000	TRAINING/SEMINARS	25,000
21-451-668-000	UNIFORMS	19,000
21-451-668-001	CLOTHING	3,500
21-451-672-000	UTILITIES	385,000
21-451-700-000	CAPITAL EXPENDITURES	3,571,225
21-451-715-000	VEHICLES	199,512
21-451-800-010	TRANSFER TO FUND 10	984,854
NET OF REVENUES/APPROPRIATIONS - 451 - RECREATION		(6,037,619)
ESTIMATED REVENUES - FUND 21		7,364,225
APPROPRIATIONS - FUND 21		7,364,225
NET OF REVENUES/APPROPRIATIONS - FUND 21		
BEGINNING FUND BALANCE		
ENDING FUND BALANCE		

2026-27  
REQUESTED  
BUDGET

121,000  
121,000

121,000  
121,000

GL NUMBER	DESCRIPTION
Dept 000 - GENERAL	
23-000-430-008	ONE & FEES
23-000-632-000	MISCELLANEOUS EXPENSE
NET OF REVENUES/APPROPRIATIONS - 000 - GENERAL	
ESTIMATED REVENUES - FUND 23	
APPROPRIATIONS - FUND 23	
NET OF REVENUES/APPROPRIATIONS - FUND 23	
BEGINNING FUND BALANCE	
ENDING FUND BALANCE	

User: jbradley  
DB: Easley

2026-27  
REQUESTED  
BUDGET

GL NUMBER	DESCRIPTION	2026-27 REQUESTED BUDGET
Dept 000 - GENERAL		
25-000-400-001	REAL PROPERTY TAXES	630,000
25-000-400-013	INTERGOVERNMENTAL AGREEMENT REDUC	343,500
25-000-450-002	INTEREST EARNED	2,000
25-000-632-000	MISCELLANEOUS EXPENSE	36,368
25-000-720-003	FAÇADE GRANT PROGRAM	75,000
25-000-750-000	BOND PRINCIPAL	167,000
25-000-760-000	BOND INTEREST	10,132
NET OF REVENUES/APPROPRIATIONS - 000 - GENERAL		
ESTIMATED REVENUES - FUND 25		632,000
APPROPRIATIONS - FUND 25		632,000
NET OF REVENUES/APPROPRIATIONS - FUND 25		
BEGINNING FUND BALANCE		
ENDING FUND BALANCE		

GL NUMBER	DESCRIPTION	REQUESTED	BUDGET
<hr/>			
Dept 000 - GENERAL		20,000	
26-000-435-002	CONFESSIONS/RECOVERIES	4,000	
26-000-450-002	INTEREST EARNED	9,000	
26-000-632-000	MISCELLANEOUS EXPENSE	15,000	
26-000-715-000	VEHICLES		
<hr/>			
NET OF REVENUES/APPROPRIATIONS - 000 -- GENERAL		24,000	
ESTIMATED REVENUES - FUND 26		24,000	
APPROPRIATIONS - FUND 26			24,000
NET OF REVENUES/APPROPRIATIONS - FUND 26			24,000
BEGINNING FUND BALANCE			
ENDING FUND BALANCE			

GL NUMBER	DESCRIPTION	2026-27 REQUESTED BUDGET
Dept 000 - GENERAL		
27-000-450-009	MISCELLANEOUS INCOME	24,000
27-000-632-000	MISCELLANEOUS EXPENSE	24,000
NET OF REVENUES/APPROPRIATIONS - 000 - GENERAL		
ESTIMATED REVENUES - FUND 27		24,000
APPROPRIATIONS - FUND 27		24,000
NET OF REVENUES/APPROPRIATIONS - FUND 27		
BEGINNING FUND BALANCE		
ENDING FUND BALANCE		

BUDGET REPORT FOR CITY OF EASLEY

Fund: 28 VEHICLE REPLACEMENT FUND

2026-27  
REQUESTED  
BUDGET

GT NUMBER DESCRIPTION

Dept 421 - POLICE

28-421-445-007 VEHICLES

28-421-632-000 MISCELLANEOUS EXPENSE

28-421-715-000 VEHICLES

NET OF REVENUES/APPROPRIATIONS - 421 - POLICE

ESTIMATED REVENUES - FUND 28

APPROPRIATIONS - FUND 28

NET OF REVENUES/APPROPRIATIONS - FUND 28

BEGINNING FUND BALANCE

ENDING FUND BALANCE

15,000

15,000

10,000

2026-27  
 REQUESTED  
 BUDGET

GL NUMBER	DESCRIPTION	
Dept 000 - GENERAL		
51-000-430-010	STORMWATER FEES	700,000
51-000-450-002	INTEREST EARNED	2,000
51-000-480-001	BUDGETED USE OF FUND BAL	363,672
51-000-608-000	CONTINGENCY	88,546
51-000-610-010	OPERATING LEASE EXPENSE	83,500
51-000-614-000	DEPRECIATION	75,000
51-000-622-000	FUEL	2,000
51-000-636-000	POSTAGE	100
51-000-638-000	PROFESSIONAL FEES	8,000
51-000-644-000	EQUIP & VEHICLE REPAIR	4,000
51-000-656-000	DHEC FEE	2,000
51-000-656-001	DISCHARGE DETECTION	500
51-000-656-002	POLLUTION PREVENTION	500
51-000-656-003	POST CONSTRUCTION MONITORING	1,000
51-000-656-004	PUBLIC EDUCATION	3,000
51-000-664-000	TRAINING/SEMINARS	2,500
51-000-720-002	DRAINAGE PROJECTS	250,000
51-000-750-000	BOND PRINCIPAL PAYMENT	110,000
51-000-760-000	BOND INTEREST PAYMENT	8,418
51-000-800-010	TRANSFER TO FUND 10	426,608
<hr/>		
NET OF REVENUES/APPROPRIATIONS - 000 - GENERAL		
<hr/>		
ESTIMATED REVENUES - FUND 51		1,065,672
APPROPRIATIONS - FUND 51		1,065,672
NET OF REVENUES/APPROPRIATIONS - FUND 51		
BEGINNING FUND BALANCE		
ENDING FUND BALANCE		

2026-27 REQUESTED BUDGET

GL NUMBER	DESCRIPTION	REQUESTED BUDGET
Dept 000 - GENERAL		
66-000-425-007	ECU PASS THRU GRANT	1,000,000
66-000-425-016	PARK GRANTS	50,000
66-000-425-025	MISC GRANT REVENUE	150,000
66-000-425-026	POLICE GRANTS	95,000
66-000-425-027	SRO GRANT	96,000
66-000-425-029	LEN POLICE GRANT	10,000
66-000-425-030	FEMA SCMD HURRICANE HELENE GRANT	39,000
66-000-624-003	DOODLE TRAIL/PARK EXPENSE	50,000
66-000-624-008	ECU PASS THRU GRANT EXPENDITURE	1,000,000
66-000-624-025	MISC GRANT EXPENSE	150,000
66-000-624-026	POLICE GRANTS	95,000
66-000-624-027	SRO GRANT	96,000
66-000-624-029	LEN POLICE GRANT	10,000
66-000-800-010	TRANSFER TO FUND 10	39,000
<hr/>		
Dept 000 - GENERAL	NET OF REVENUES/APPROPRIATIONS - 000 - GENERAL	
66-422-425-025	FIRE GRANT REVENUE	515,000
66-422-624-025	FIRE GRANT EXPENSE	515,000
<hr/>		
NET OF REVENUES/APPROPRIATIONS - 422 - FIRE		
ESTIMATED REVENUES - FUND 66		1,955,000
APPROPRIATIONS - FUND 66		1,955,000
NET OF REVENUES/APPROPRIATIONS - FUND 66		
<hr/>		
BEGINNING FUND BALANCE		
ENDING FUND BALANCE		

GL NUMBER	DESCRIPTION	2026-27 REQUESTED BUDGET
Dept 000 - GENERAL		
67-000-425-000	OPIOID RECOVERY GRANT	746,000
NET OF REVENUES/APPROPRIATIONS - 000 - GENERAL		746,000
Dept 501 - STRATEGY A		
67-501-510-000	SALARIES	1,780
67-501-530-000	RETIREMENT	1,950
67-501-540-000	FICA	136
67-501-550-000	EMPLOYEE INSURANCE	700
67-501-560-000	WORK COMP INS	390
67-501-600-001	COMMUNITY PROMOTIONS	2,800
67-501-664-000	TRAINING/SEMINARS	3,500
NET OF REVENUES/APPROPRIATIONS - 501 - STRATEGY A		(11,256)
Dept 502 - STRATEGY B		
67-502-510-000	SALARIES	26,698
67-502-530-000	RETIREMENT	2,106
67-502-540-000	FICA	2,042
67-502-550-000	EMPLOYEE INSURANCE	1,224
67-502-560-000	WORK COMP INS	494
67-502-632-000	MISCELLANEOUS EXPENSE	6,800
67-502-664-000	TRAINING/SEMINARS	250
NET OF REVENUES/APPROPRIATIONS - 502 - STRATEGY B		(39,614)
Dept 503 - STRATEGY C		
67-503-510-000	SALARIES	7,119
67-503-530-000	RETIREMENT	2,990
67-503-540-000	FICA	545
67-503-550-000	EMPLOYEE INSURANCE	1,664
67-503-560-000	WORK COMP INS	728
67-503-600-001	COMMUNITY PROMOTIONS	7,000
NET OF REVENUES/APPROPRIATIONS - 503 - STRATEGY C		(20,046)
Dept 504 - STRATEGY D		
67-504-510-000	SALARIES	80,093
67-504-530-000	RETIREMENT	24,000
67-504-540-000	FICA	8,000
67-504-550-000	EMPLOYEE INSURANCE	27,451
67-504-600-001	COMMUNITY PROMOTIONS	4,340
67-504-638-000	PROFESSIONAL FEES	10,000
67-504-644-000	EQUIPMENT	100,000
NET OF REVENUES/APPROPRIATIONS - 504 - STRATEGY D		(253,884)
Dept 505 - STRATEGY E		
67-505-550-000	EMPLOYEE INSURANCE	3,000
NET OF REVENUES/APPROPRIATIONS - 505 - STRATEGY E		(3,000)
Dept 506 - STRATEGY F		
67-506-550-000	EMPLOYEE INSURANCE	4,500
67-506-710-000	CAPITAL EXPENDITURE	300,000
NET OF REVENUES/APPROPRIATIONS - 506 - STRATEGY F		(304,500)
Dept 507 - STRATEGY G		
67-507-510-000	SALARIES	46,800
67-507-530-000	RETIREMENT	8,000
67-507-540-000	FICA	1,000
67-507-550-000	EMPLOYEE INSURANCE	7,500
67-507-560-000	WORK COMP INS	1,500
67-507-600-001	COMMUNITY PROMOTIONS	20,000
67-507-632-000	MISCELLANEOUS EXPENSE	18,900
67-507-638-000	PROFESSIONAL FEES	10,000
NET OF REVENUES/APPROPRIATIONS - 507 - STRATEGY G		(113,700)
ESTIMATED REVENUES - FUND 67		746,000
APPROPRIATIONS - FUND 67		746,000
NET OF REVENUES/APPROPRIATIONS - FUND 67		
BEGINNING FUND BALANCE		
ENDING FUND BALANCE		

GL NUMBER	DESCRIPTION	REQUESTED BUDGET
Dept 000 - GENERAL		
70-000-415-020	IMPACT FEES - RESIDENTIAL	90,000
70-000-415-021	IMPACT FEES - COMMERCIAL	10,000
70-000-480-001	BUDGETED USE OF FUND BAL	426,000
70-000-710-000	CAPITAL EXPENDITURES	300,000
70-000-715-000	VEHICLES	226,000
NET OF REVENUES/APPROPRIATIONS - 000 - GENERAL		
ESTIMATED REVENUES - FUND 70		526,000
APPROPRIATIONS - FUND 70		
NET OF REVENUES/APPROPRIATIONS - FUND 70		526,000
BEGINNING FUND BALANCE		
ENDING FUND BALANCE		

GL NUMBER	DESCRIPTION	2026-27 REQUESTED BUDGET
Dept 000 - GENERAL		
71-000-415-020	IMPACT FEES - RESIDENTIAL	250,000
71-000-638-000	PROFESSIONAL FEES	250,000
NET OF REVENUES/APPROPRIATIONS - 000 - GENERAL		
ESTIMATED REVENUES - FUND 71		250,000
APPROPRIATIONS - FUND 71		250,000
NET OF REVENUES/APPROPRIATIONS - FUND 71		
BEGINNING FUND BALANCE		
ENDING FUND BALANCE		

BUDGET REPORT FOR CITY OF FASLEY  
Fund: 72 IMPACT FEES - POLICE DEPT

GT NUMBER	DESCRIPTION	2026-27 REQUESTED BUDGET
Dept 000 - GENERAL		
72-000-415-020	IMPACT FEES - RESIDENTIAL	80,000
72-000-415-021	IMPACT FEES - COMMERCIAL	10,000
72-000-480-001	BUDGETED USE OF FUND BAL	85,000
72-000-710-000	CAPITAL EXPENDITURES	175,000
NET OF REVENUES/APPROPRIATIONS - 000 - GENERAL		
ESTIMATED REVENUES - FUND 72		175,000
APPROPRIATIONS - FUND 72		175,000
NET OF REVENUES/APPROPRIATIONS - FUND 72		
BEGINNING FUND BALANCE		
ENDING FUND BALANCE		

GL NUMBER	DESCRIPTION	2026-27 REQUESTED BUDGET
Dept 000 - GENERAL		
73-000-415-020	IMPACT FEES - RESIDENTIAL	100,000
73-000-415-021	IMPACT FEES - COMMERCIAL	10,000
73-000-480-001	BUDGETED USE OF FUND BAL	90,000
73-000-710-000	CAPITAL EXPENDITURES	200,000
NET OF REVENUES/APPROPRIATIONS - 000 - GENERAL		
ESTIMATED REVENUES - FUND 73		200,000
APPROPRIATIONS - FUND 73		200,000
NET OF REVENUES/APPROPRIATIONS - FUND 73		
BEGINNING FUND BALANCE		
ENDING FUND BALANCE		
ESTIMATED REVENUES - ALL FUNDS		40,106,267
APPROPRIATIONS - ALL FUNDS		40,106,267
NET OF REVENUES/APPROPRIATIONS - ALL FUNDS		
BEGINNING FUND BALANCE - ALL FUNDS		
ENDING FUND BALANCE - ALL FUNDS		

