

When looking for tax bills online, you may search by any one of the following criteria:






- NAME (Last Name [space] First Initial NO COMMA)
- PROPERTY LOCATION
- BILL NUMBER
- UNIQUE ID
- LIST NUMBER

The screenshot shows the Town of Sherman website header with the logo and name. The account info indicates it was last updated on May 7, 2026, and shows a shopping cart with 0 bills for a total of \$0.00. Below the header is a navigation bar with links for Home, Shopping Cart, and Checkout. A prominent blue banner reads "TAX BILLS". The search section includes a "SEARCH BY" dropdown menu currently set to "Name", a search input field, and a "Search" button. Below the search field, instructions state: "Enter the search criteria below:" and "Enter Last Name then space then 1st Initial (example SMITH J) or Business Name (No comma)". There are also radio button options for "All", "Due Now", "Balance Due", and "IRS Payment Records for Year 2025".

You may choose from the following viewing options:

- ALL to view all of your bills in that name, including the previous year
- DUE NOW to see bills that are due
- BALANCE DUE to see all bills having a balance, including current and delinquent

Icons next to your bill information allow you to do the following:

-  View Information on that Account
-  Download PDF
-  View All Bills
-  Tax Payment History on that Account
-  Add to your cart

BILL #	NAME/ADDRESS	PROPERTY/VEHICLE	TOTAL TAX	PAID	OUTSTANDING	OPTIONS	PAY
    							